



ISO 9001-2000 CERTIFIED

**2008 – 2009
STANDARD PRODUCTS CATALOG**

101 Park Drive • Waterville, OH 43566 U. S. A. • Phone 419.878.5010 • Fax 419.878.9512 • www.seagateplastics.com

Rev E (10/08)

TABLE OF CONTENTS

<u>PRODUCT LINE</u>	<u>PAGE</u>
Angles	12 - 15
Connectors	19 -20
H-Channels	16 -17
U-Channels And Edging	3 - 9
U-Channels And Edging, Snap-On	10 - 11

NOTE: Certain Parts may be available in Static Dissipative Polypropylene on special request.

NOTE: All dimensions are nominal

U-CHANNELS and EDGING

Size / Description		Part Number	Page
2 mm	U-Channel	SG-1316	4
3 mm	U-Channel	SG-1832	4
.156 in.	U-Channel	SG-1754	4
4 mm	U-Channel	SG-1270	4
5 mm	U-Channel	SG-1002B	4
5 mm	U-Channel	SG-1196	4
5 mm	U-Channel	SG-1029	4
6 mm	U-Channel	SG-1090	4
6 mm	U-Channel	SG-1546	5
.250 in.	U-Channel	SG-1406	5
8 mm	U-Channel	SG-1164	5
10 mm	U-Channel	SG-1400	5
10 mm	U-Channel	SG-1027	5
.500 in.	U-Channel	SG-1710	5
.514 in.	U-Channel	SG-1522	5
.550 in.	U-Channel	SG-1080	5
.670 in.	U-Channel	SG-1509	6
.750 in.	U-Channel	SG-1474	6
.800 in.	U-Channel	SG-1478	6
.800 in.	U-Channel	SG-1800	6
.800 in.	U-Channel	SG-1586	6
1.000 in.	U-Channel	SG-1000	6
1.200 in.	U-Channel	SG-1387	6
1.250 in.	U-Channel	SG-1329	6
1.594 in.	U-Channel	SG-1869	7
1.594 in.	U-Channel	SG-1353	7
1.750 in.	U-Channel	SG-1738	7
1.750 in.	U-Channel	SG-1767	7
1.843 in.	U-Channel	SG-1354	7
1.860 in.	U-Channel	SG-1690	7
1.875 in.	U-Channel	SG-1875	7
2.000 in.	U-Channel	SG-1689	7
2.000 in.	U-Channel	SG-1304	8
2.000 in.	U-Channel	SG-1612	8
2.040 in.	U-Channel	SG-1370	8
2.340 in.	U-Channel	SG-1551	8
2.375 in.	U-Channel	SG-1309	8
3.000 in.	U-Channel	SG-1086	8
3.120 in.	U-Channel	SG-1663	8
3.370 in.	U-Channel	SG-1394	8
3.375 in.	U-Channel	SG-1275	9
3.375 in.	U-Channel	SG-1739	9
3.500 in.	U-Channel	SG-1297	9
3.750 in.	U-Channel	SG-1035	9
4.370 in.	U-Channel	SG-1744	9
4.925 in.	U-Channel	SG-1803	9

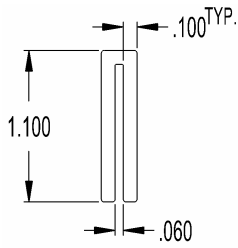
NOTE: Most U-Channel profiles are also available in Electrically Conductive Materials upon request.

Continued On The Next Page

NOTE: All dimensions are nominal

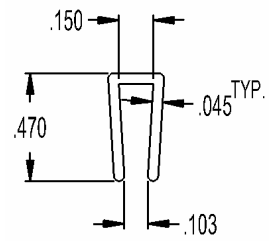
U-CHANNELS AND EDGING

SG- 1316



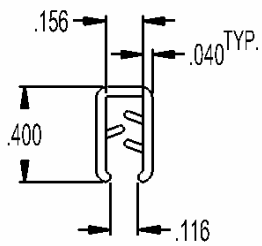
2 mm U-CHANNEL

SG-1832



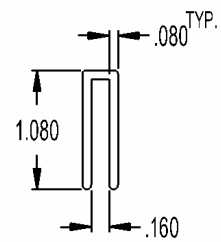
3 mm U-CHANNEL

SG-1754



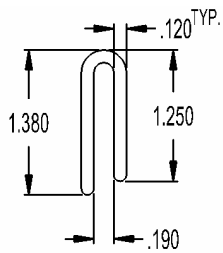
.156 in U-CHANNEL

SG-1270



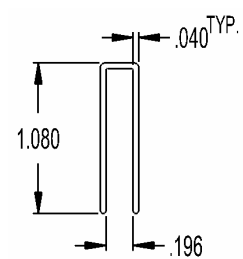
4 mm U-CHANNEL

SG-1002B



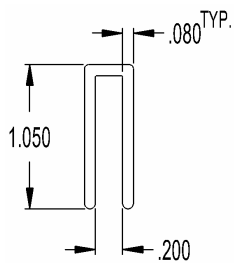
5 mm in U-CHANNEL

SG-1196



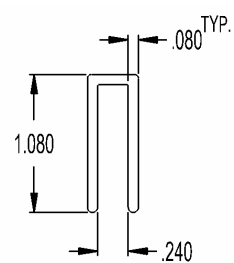
5 mm U-CHANNEL

SG-1029



5 mm U-CHANNEL

SG-1090



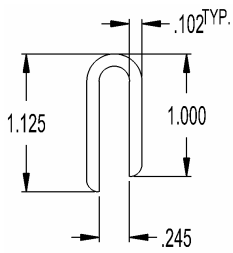
6 mm U-CHANNEL

Continued On The Next Page

NOTE: All dimensions are nominal

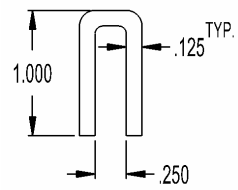
U-CHANNELS AND EDGING

SG-1546



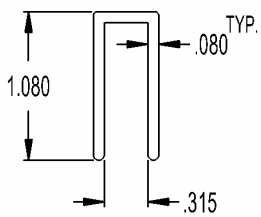
6 mm U-CHANNEL

SG-1406



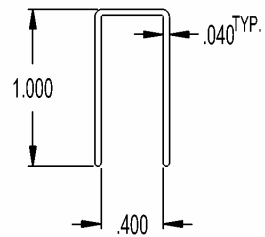
.250 in U-CHANNEL

SG-1164



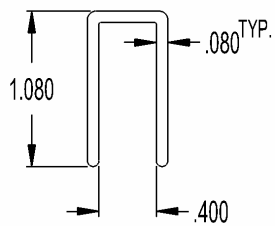
8 mm U-CHANNEL

SG-1400



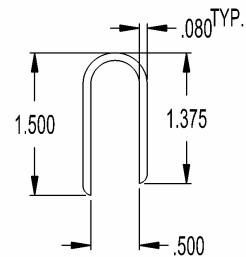
10 mm U-CHANNEL

SG-1027



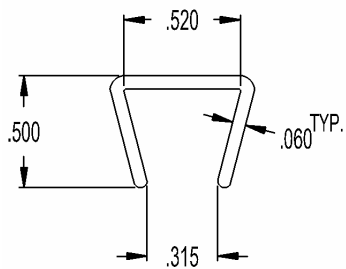
10 mm U-CHANNEL

SG-1710



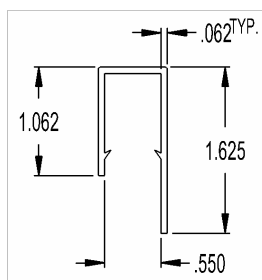
.500 in U-CHANNEL

SG-1522



.514 in U-CHANNEL

SG-1080



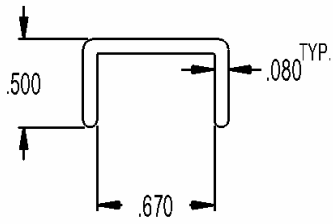
.550 in U-CHANNEL

Continued On The Next Page

NOTE: All dimensions are nominal

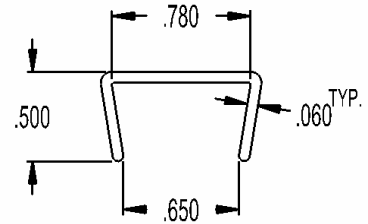
U-CHANNELS AND EDGING

SG-1509



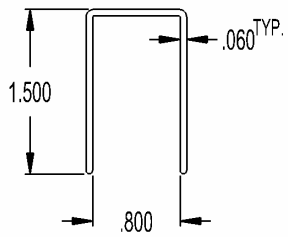
.670 in U-CHANNEL

SG-1474



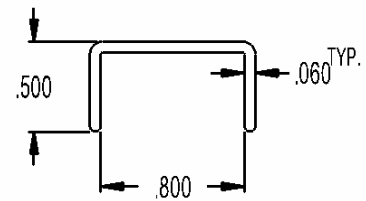
.750 in U-CHANNEL

SG-1478



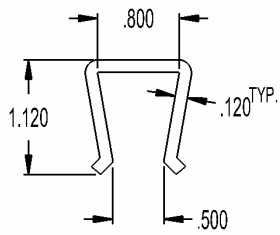
.800 in U-CHANNEL

SG-1800



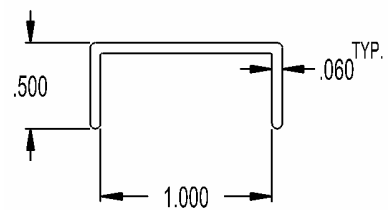
.800 in U-CHANNEL

SG-1586



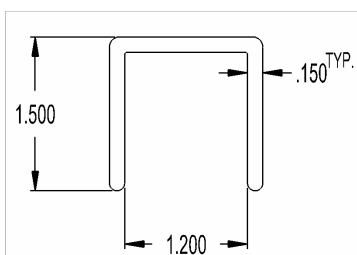
.800 in U-CHANNEL

SG-1000



1.000 in U-CHANNEL

SG-1387



1.200 in U-CHANNEL

SG-1329



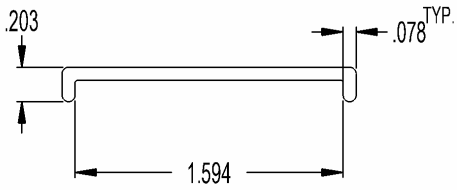
1.250 in U-CHANNEL

Continued On The Next Page

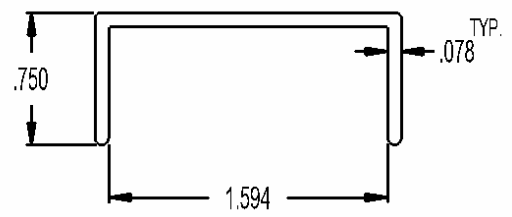
NOTE: All dimensions are nominal

U-CHANNELS AND EDGING

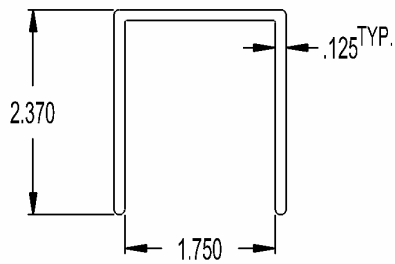
SG-1869



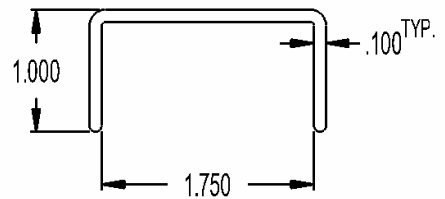
SG-1353



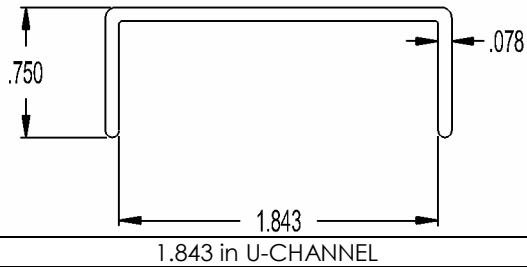
SG-1738



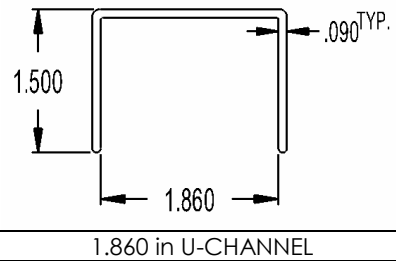
SG-1767



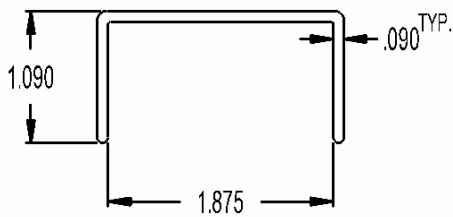
SG-1354



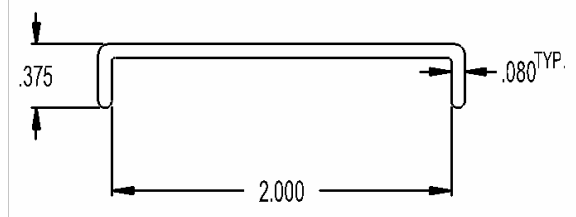
SG-1690



SG-1875



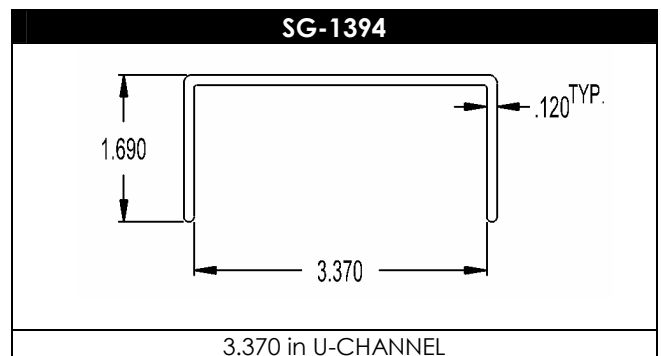
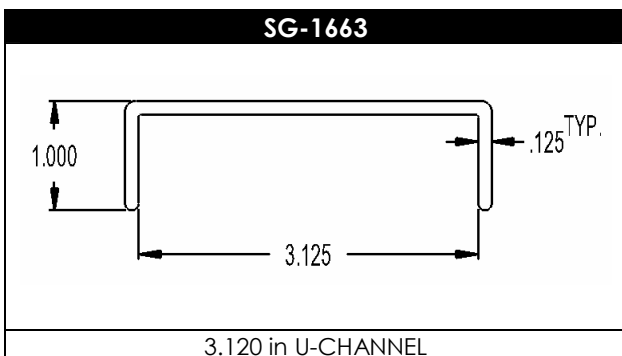
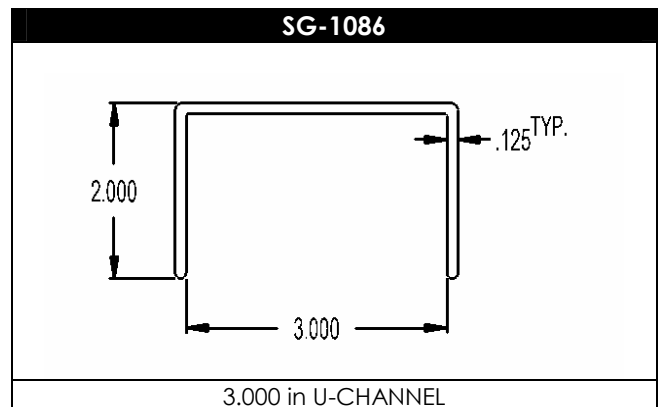
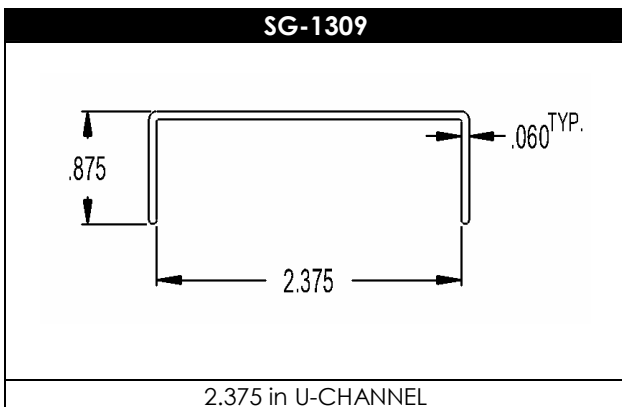
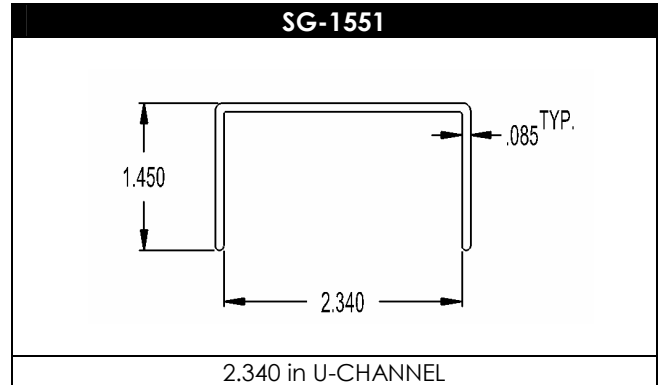
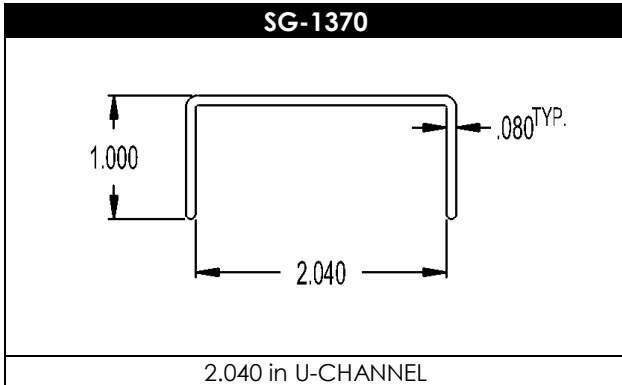
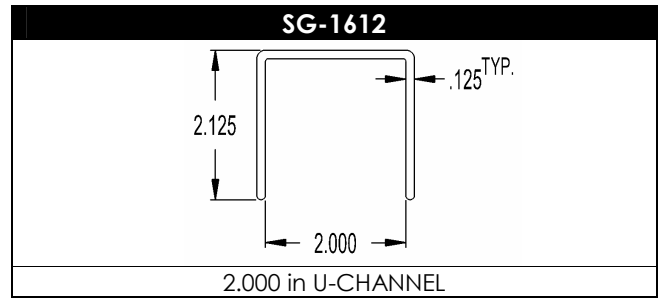
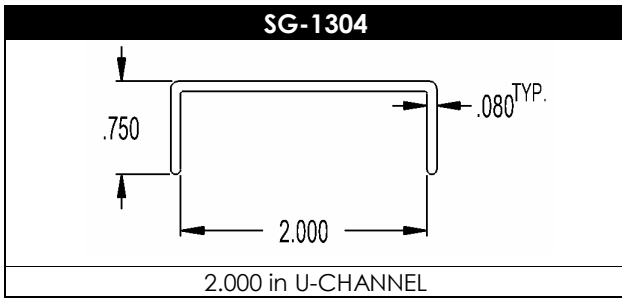
SG-1689



Continued On The Next Page

NOTE: All dimensions are nominal

U-CHANNELS AND EDGING



Continued On The Next Page

NOTE: All dimensions are nominal

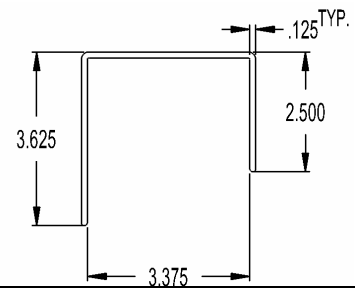
U-CHANNELS AND EDGING

SG-1275



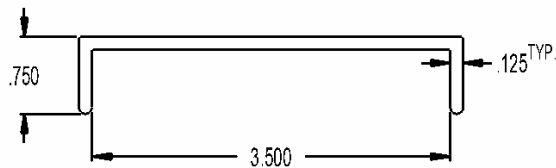
3.375 in U-CHANNEL

SG-1739



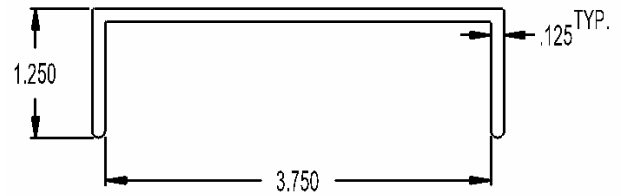
3.375 in U-CHANNEL

SG-1297



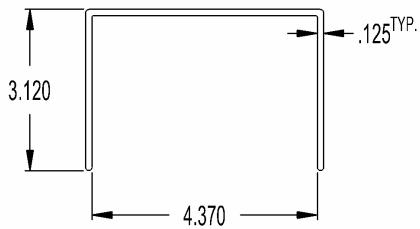
3.500 in U-CHANNEL

SG-1035



3.750 in U-CHANNEL

SG-1744



4.370 in U-CHANNEL

SG-1803

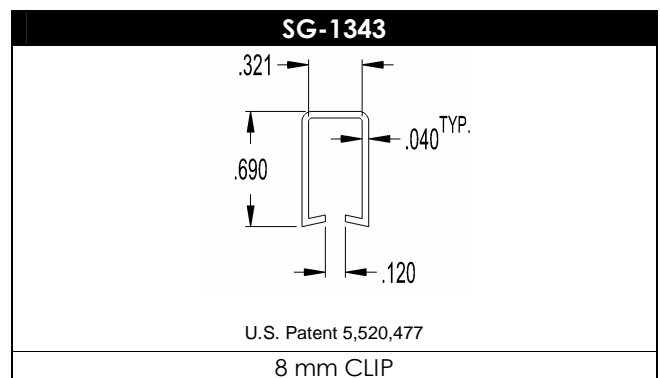
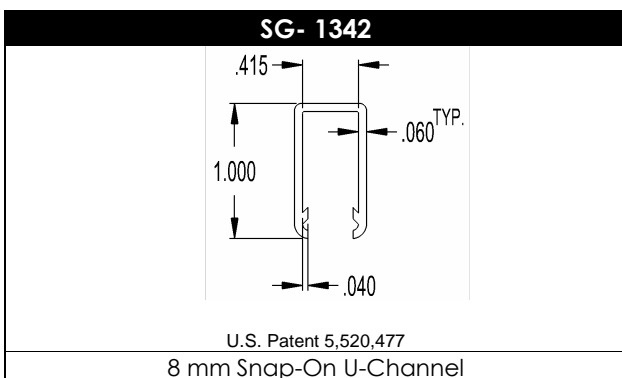
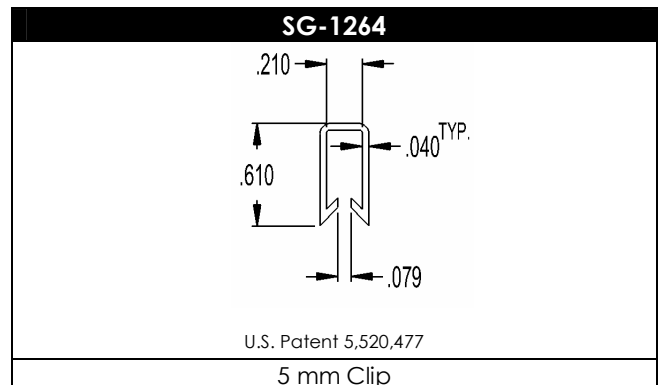
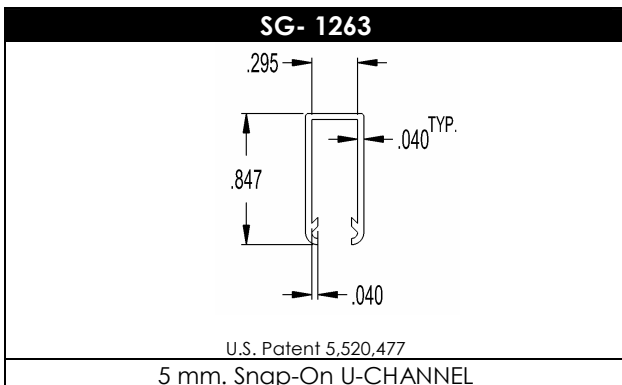
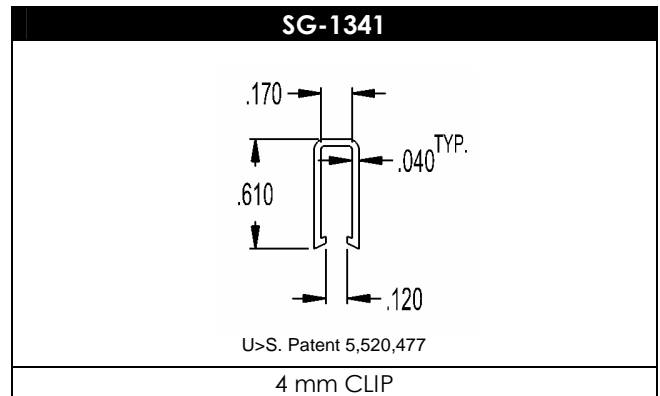
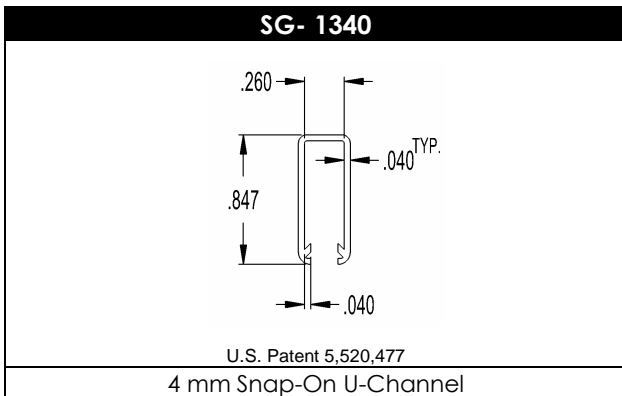


4.925 in U-CHANNEL

NOTE: All dimensions are nominal

U-CHANNELS AND EDGING, SNAP-ON

Size / Description		Part Number	Page
4 mm	Snap-On U-Channel	SG-1340	10
4 mm	Clip	SG-1341	10
5 mm	Snap-On U-Channel	SG-1263	10
5 mm	Clip	SG-1264	10
8 mm	Snap-On U-Channel	SG-1342	10
8 mm	Clip	SG-1343	10
10 mm	Snap-On U-Channel	SG-1300	11
10 mm	Clip	SG-1301	11



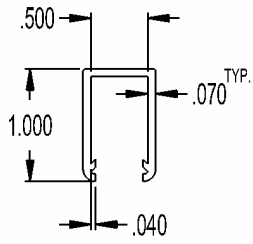
NOTE: All dimensions are nominal

Continued On The Next Page

NOTE: All dimensions are nominal

U-CHANNELS, SNAP-ON

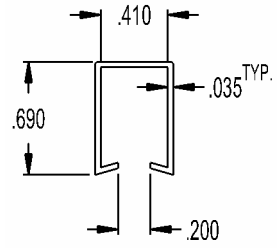
SG- 1300



U.S. Patent 5,520,477

10 mm Snap-On U-Channel

SG-1301



U.S. Patent 5,520,477

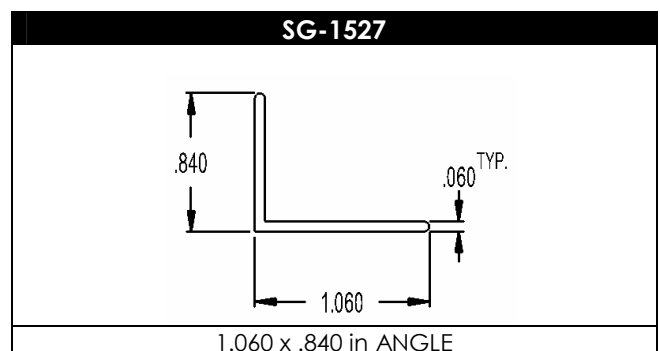
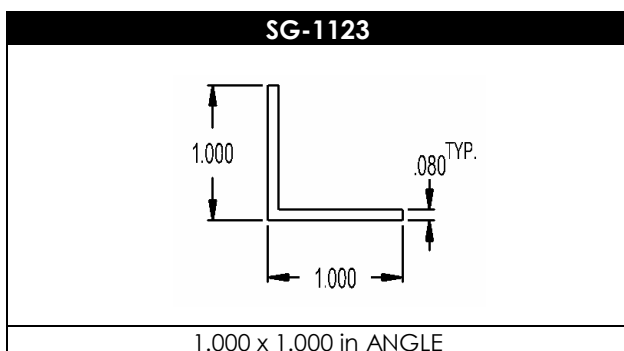
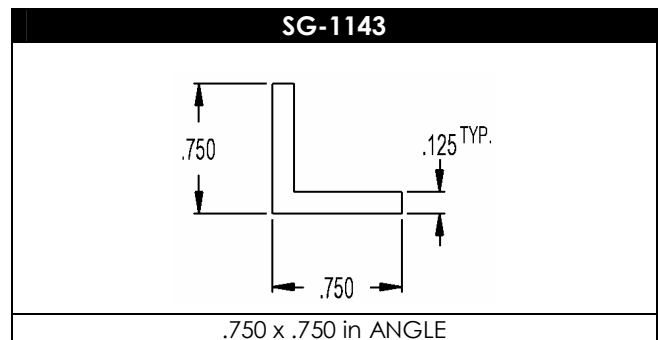
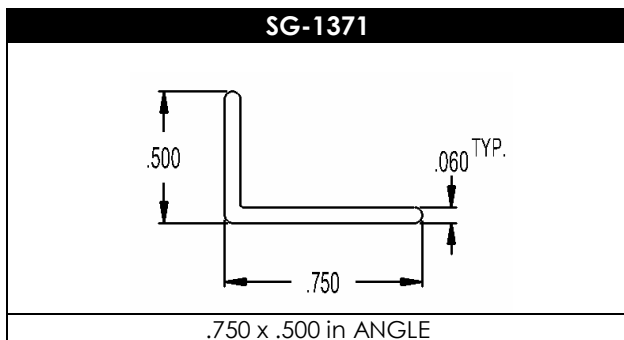
10 mm Clip

NOTE: All dimensions are nominal

ANGLES

Size / Description	Part Number	Page
.750 x .500 in. Angle	SG-1371	12
.750 x .750 in. Angle	SG-1143	12
1.000 x 1.000 in. Angle	SG-1123	12
1.060 x .840 in. Angle	SG-1527	12
1.250 x 1.250 in. Angle	SG-1687	13
1.375 x .625 in. Angle	SG-1239	13
1.500 x 1.500 in. Angle	SG-1372	13
1.750 x 1.750 in. Angle	SG-1761	13
1.880 x 1.500 in. Angle	SG-2511	13
2.000 x 1.000 in. Angle	SG-1369	13
2.000 x 1.000 in. Angle	SG-1335	13
2.000 x 1.250 in. Angle	SG-1736	13
2.000 x 2.000 in. Angle	SG-1328	14
2.060 x .840 in. Angle	SG-1528	14
2.125 x 1.375 in. Angle	SG-1436	14
2.500 x 1.000 in. Angle	SG-1242	14
2.500 x 1.375 in. Angle	SG-1427	14
2.500 x 2.000 in. Angle	SG-1568	14
2.750 x 1.500 in. Angle	SG-1421	14
3.000 x .687 in. Angle	SG-1853	14
3.000 x 2.000 in. Angle	SG-1737	15
3.000 x 2.000 in. Angle	SG-1276	15
3.000 x 3.000 in. Angle	SG-1450	15

NOTE: Most Angle profiles are also available in Electrically Conductive Materials upon request.

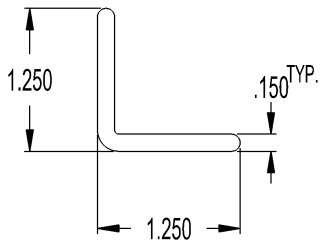


Continued On The Next Page

NOTE: All dimensions are nominal

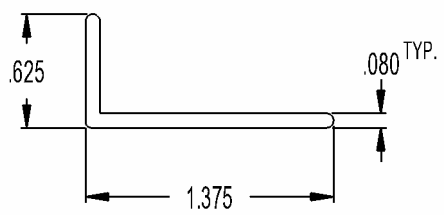
ANGLES

SG-1687



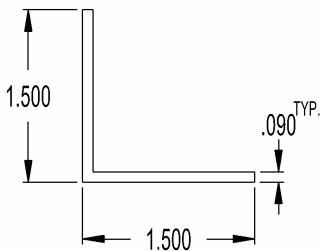
1.250 x 1.250 in ANGLE

SG-1239



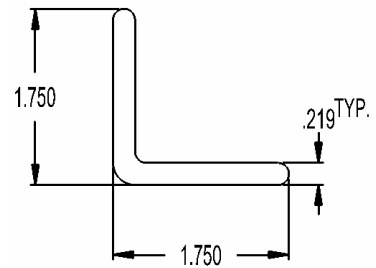
1.375 x .625 in ANGLE

SG-1372



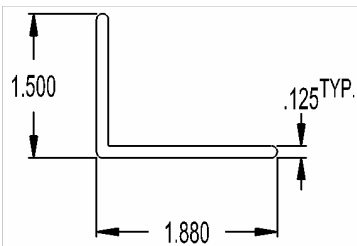
1.500 x 1.500 in ANGLE

SG-1761



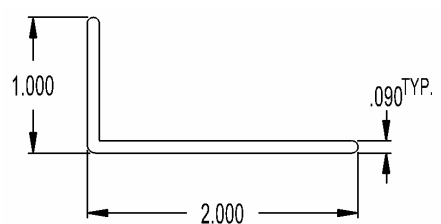
1.750 x 1.750 in ANGLE

SG-2511



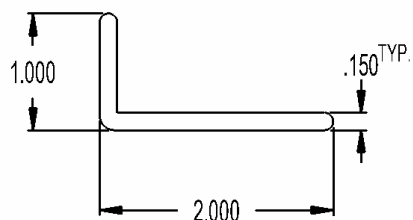
1.880 x 1.500 in ANGLE

SG-1369



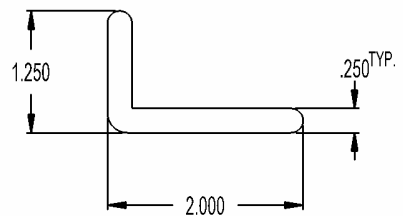
2.000 x 1.000 in ANGLE

SG-1335



2.000 x 1.000 in ANGLE

SG-1736



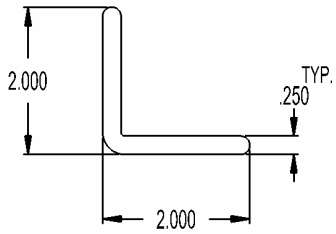
2.000 x 1.250 in ANGLE

Continued On The Next Page

NOTE: All dimensions are nominal

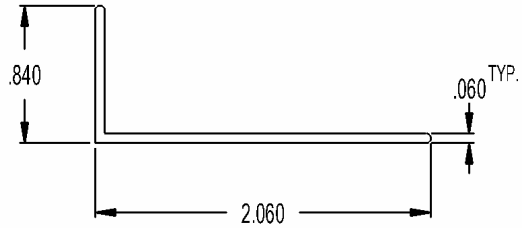
ANGLES

SG-1328



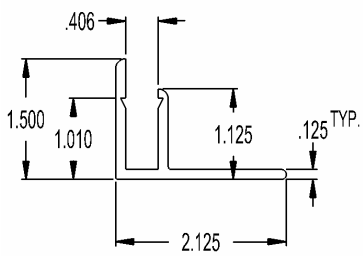
2.000 x 2.000 in ANGLE

SG-1528



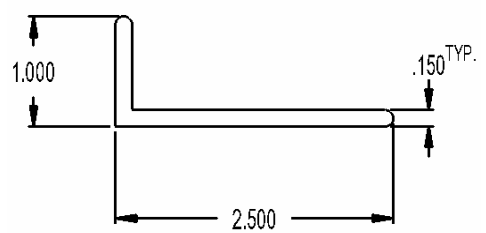
2.060 x .840 in ANGLE

SG-1436



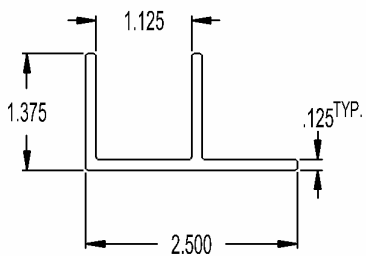
U.S. Patent 5,520,477
2.125 x 1.375 in ANGLE

SG-1242



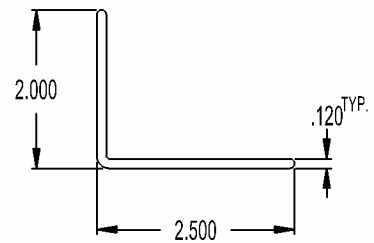
2.500 x 1.000 in ANGLE

SG-1427



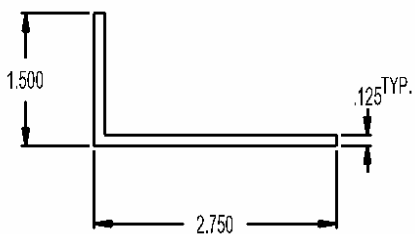
2.500 x 1.375 in ANGLE

SG-1568



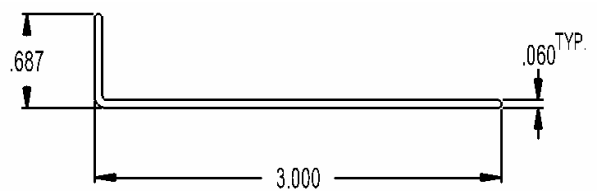
2.500 x 2.000 in ANGLE

SG-1421



2.750 x 1.500 in ANGLE

SG-1853



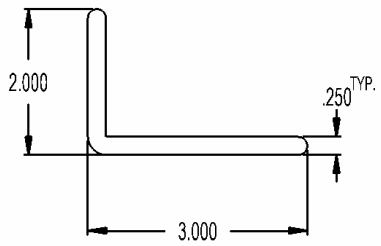
3.000 x .687 in ANGLE

Continued On The Next Page

NOTE: All dimensions are nominal

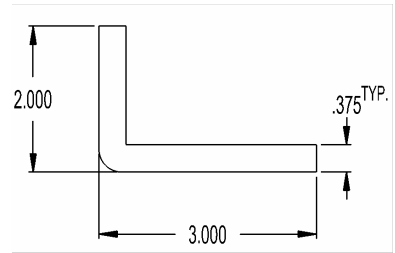
ANGLES

SG-1737



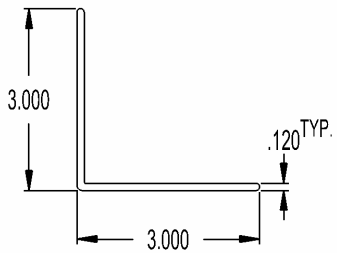
3.000 x 2.000 in ANGLE

SG-1276



3.000 x 2.000 in ANGLE

SG-1450

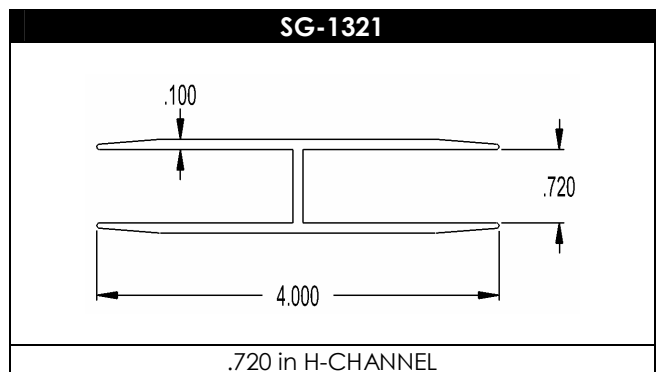
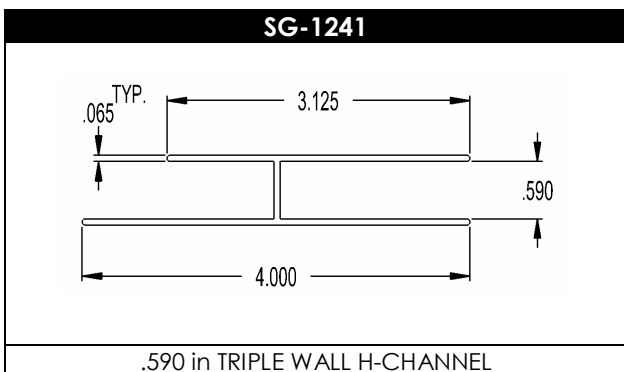
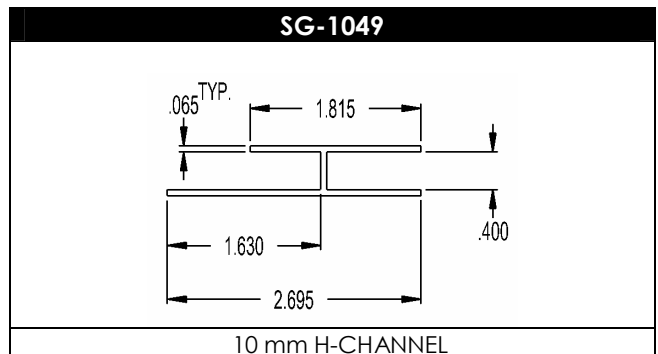
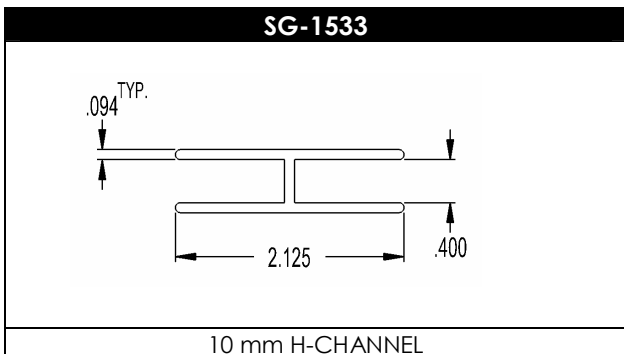
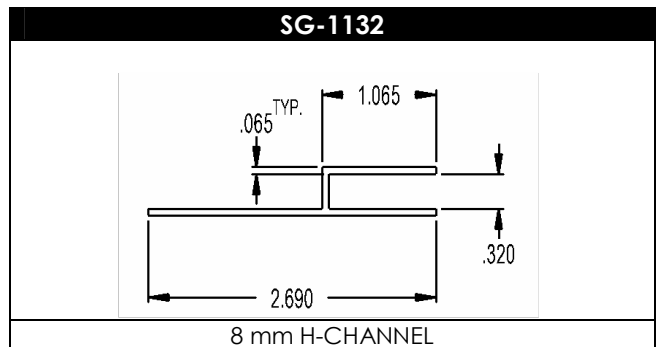
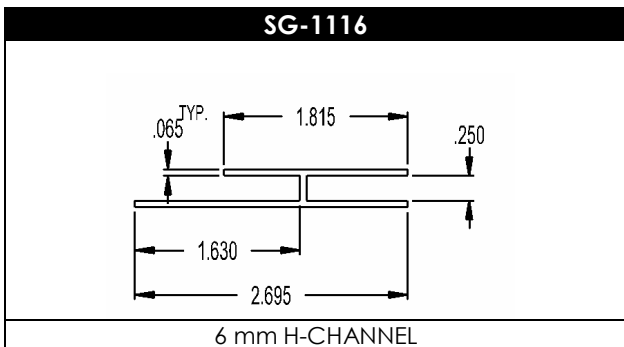


3.000 X 3.000 in ANGLE

NOTE: All dimensions are nominal

H-CHANNELS

Size / Description	Part Number	Page	
6 mm	H-Channel	SG-1116	29
8 mm	H-Channel	SG-1132	29
10 mm	H-Channel	SG-1533	29
10 mm	H-Channel	SG-1049	29
.590 in	Triple Wall H-Channel	SG-1241	29
.720 in	H-Channel	SG-1321	29
1.250 in	H-Channel	SG-1444	30
2.000 x 1.800	H-Channel	SG-1540	30

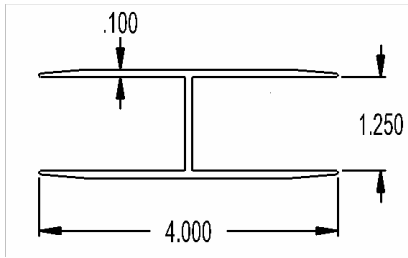


Continued On The Next Page

NOTE: All dimensions are nominal

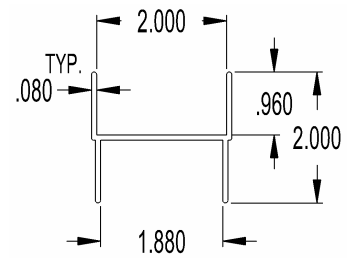
H-CHANNELS

SG-1444



1.250 in H-CHANNEL

SG-1540

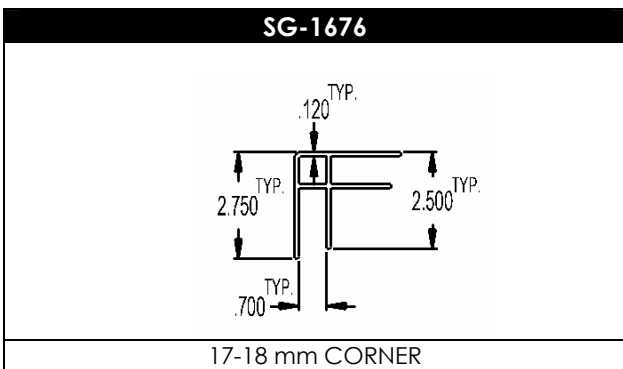
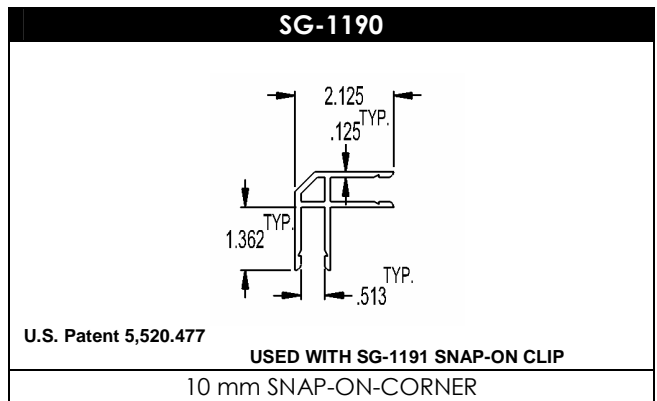
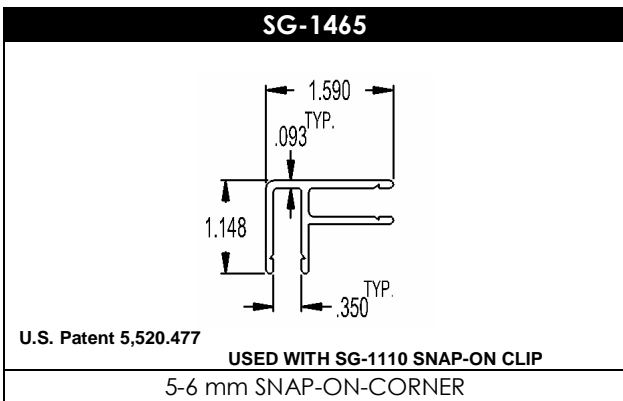
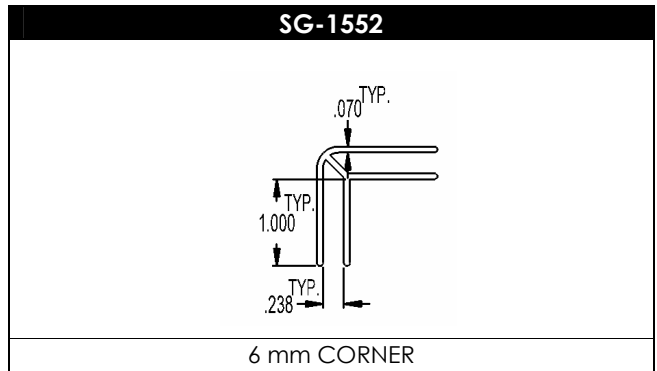
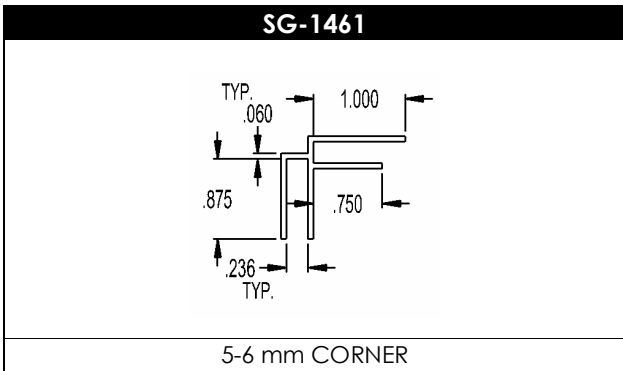


2.000 x 1.880 in H-CHANNEL

NOTE: All dimensions are nominal

CORNERS

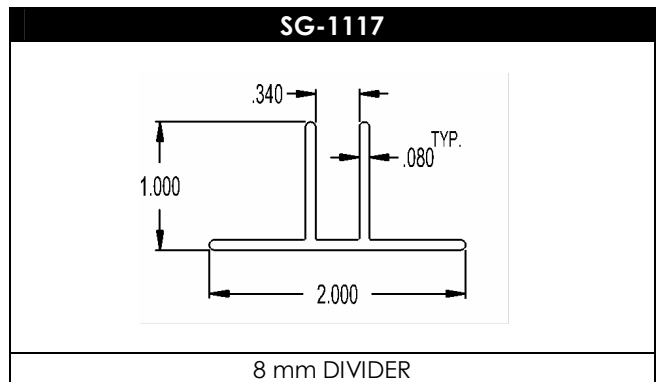
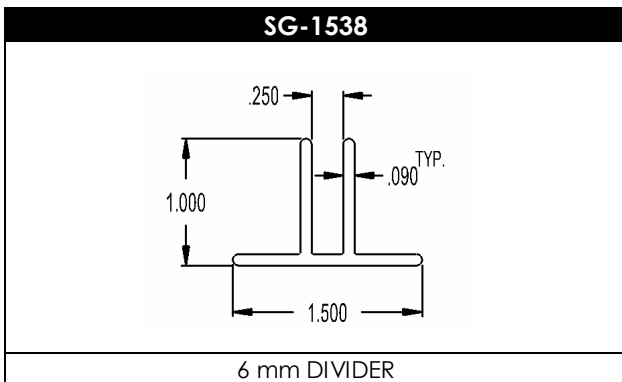
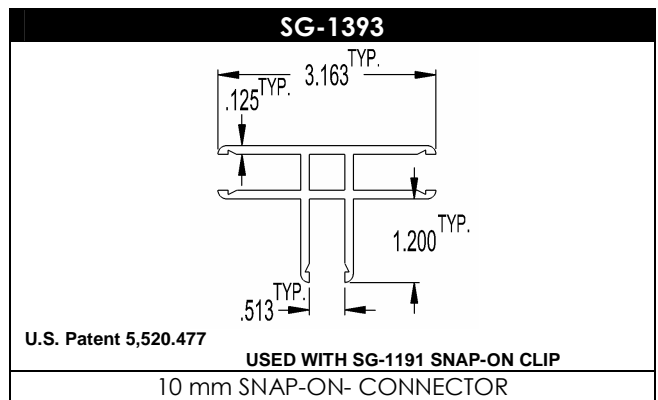
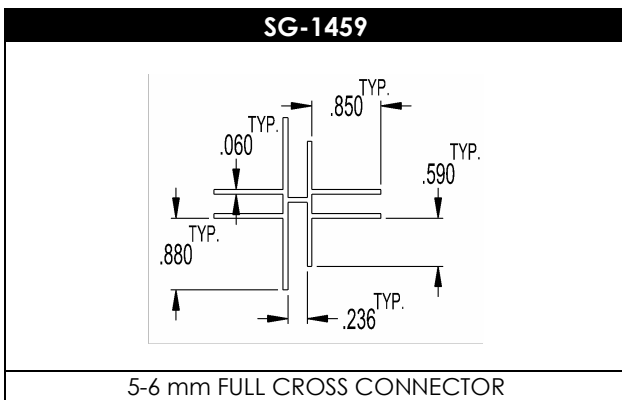
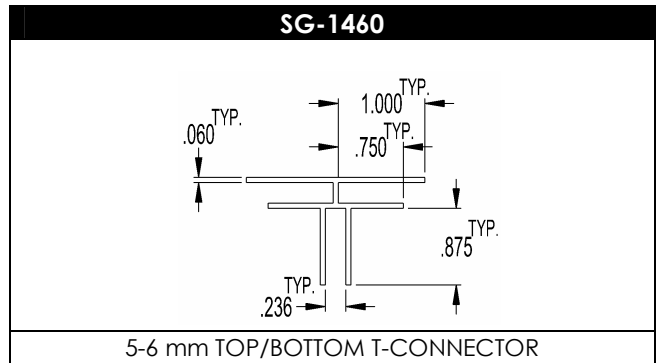
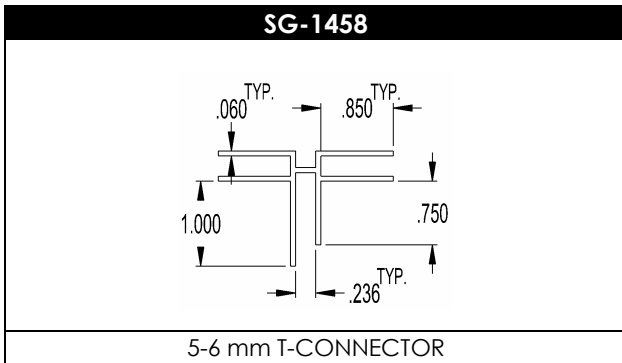
Size / Description		Part Number	Page
5-6 mm	Corner	SG-1461	31
6 mm	Corner	SG-1552	31
5-6 mm	Snap-On-Corner	SG-1465	31
10 mm	Snap-On-Corner	SG-1190	31
17-18 mm	Corner	SG-1676	31



NOTE: All dimensions are nominal

CONNECTORS

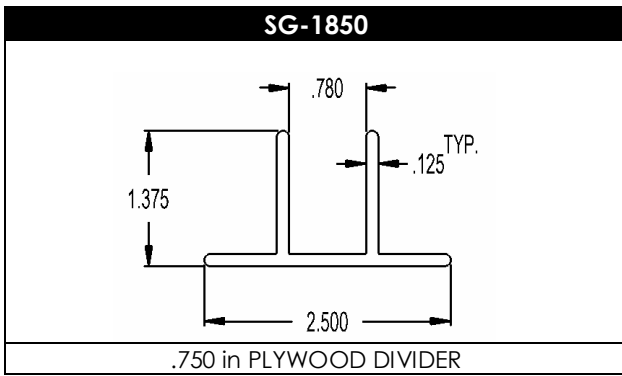
Size / Description	Part Number	Page
5-6 mm T-Connector	SG-1458	32
5-6 mm Top / Bottom T-Connector	SG-1460	32
5-6 mm Full Cross Connector	SG-1459	32
10 mm Snap-On T-Connector	SG-1393	32
6 mm Divider	SG-1538	32
8 mm Divider	SG-1117	32
.750 in Plywood Divider	SG-1850	33



Continued On The Next Page

NOTE: All dimensions are nominal

CONNECTORS



NOTE: All dimensions are nominal